






ELECTRONIC VISA FOR KALININGRAD VISITING

HOW DOES IT WORK?

-  1 FILL IN AN E-VISA application form on https://electronic-visa.kdmid.ru/klgd_country_en.html.
-  2 GET AN E-VISA grant notification on the website or by email
-  3 PRINT OUT THE NOTIFICATION or download it to your mobile device
-  4 SHOW THE NOTIFICATION to a transport company employee
-  5 SHOW THE NOTIFICATION to a Border Service officer at the border crossing point

Only citizens of the following foreign countries, the list of which is approved by the Government of the Russian Federation, are eligible for the unified e-visa.:

Austria	The Democratic People's	Saudi Arabia
Andorra	Republic of Korea	North Macedonia
Bahrain	Kuwait	Serbia
Belgium	Latvia	Singapore
Bulgaria	Lithuania	Slovakia
Vatican	Liechtenstein	Slovenia
Hungary	Luxembourg	Taiwan, China
Germany	Malaysia	Turkey
Greece	Malta	Philippines
Denmark	Mexico	Finland
India	Monaco	France
Indonesia	Netherlands	Croatia
Ireland	Norway	Czech Republic
Iceland	Oman	Switzerland
Spain	Poland	Sweden
Qatar	Portugal	Estonia
Cyprus	Romania	Japan
	San Marino	

The unified e-visa is valid for the entry into and exit from the Russian Federation only through the following state border crossing points of the Russian Federation, the list of which is approved by the Government of the Russian Federation.

- a) air checkpoints «Pulkovo», «Belgorod», «Volgograd (Gumrak)», «Ekaterinburg (Koltsovo)», «Kazan», «Krasnodar (Pashkovsky)», «Krasnoyarsk (Yemelyanovo)», «Moscow (Vnukovo)», «Moscow (Domodedovo)», «Moscow (Sheremetyevo)», «Nizhny Novgorod (Strigino)», «Novosibirsk (Tolmachevo)», «Rostov-on-Don (Platov)», «Samara (Kurumoch)»;
- b) naval checkpoints «Vladivostok», «Zarubino», «Big port Saint Petersburg (Marine Station)», «Passenger port Saint Petersburg»;
- c) railroad checkpoints «Pogranichny», «Khasan»;
- d) automobile checkpoints «Bagrationovsk», «Gusev», «Mamonovo (Grzechotki)», «Mamonovo (Gronowo)», «Morskoje», «Sovetsk», «Ivangorod», «Ubylinka»;
- e) pedestrian checkpoint «Ivangorod».

E-visa applicants are not required to submit an invitation letter, hotel booking confirmation or any other document confirming the purpose of their travel to the Russian Federation.

The unified e-visa entitles you to enter the Russian Federation and stay in the Russian Federation for private or business visit, tourism, as well as for participating in scientific, cultural, socio-political, economic, sporting events and carrying out relevant communications and contacts. If the purpose of your trip to the Russian Federation is none of the above, you have to apply to a diplomatic mission or consular post of the Russian Federation for a regular (not electronic) visa.

Foreign citizens arriving in the Russian Federation on the basis of a unified e-visa have the right to freedom of movement within the entire territory of the Russian Federation, except for visits to territories, organizations and facilities to which a special permit is required in accordance with federal laws.

The unified e-visa is a single entry visa. The validity period of a unified electronic visa is 60 days from the date of issue. The permitted period of stay in the Russian Federation on the basis of a unified e-visa within its validity period shall not exceed 16 days from the date of entry.

ATTENTION! The permitted period of stay in the Russian Federation on the basis of a unified e-visa of up to 16 days DOES NOT IMPLY the possibility of staying for 384 hours net time (24 hours x 16). The day of arrival and the day of departure are counted as two days. We recommend using the visa calculator to calculate the permitted period of stay.

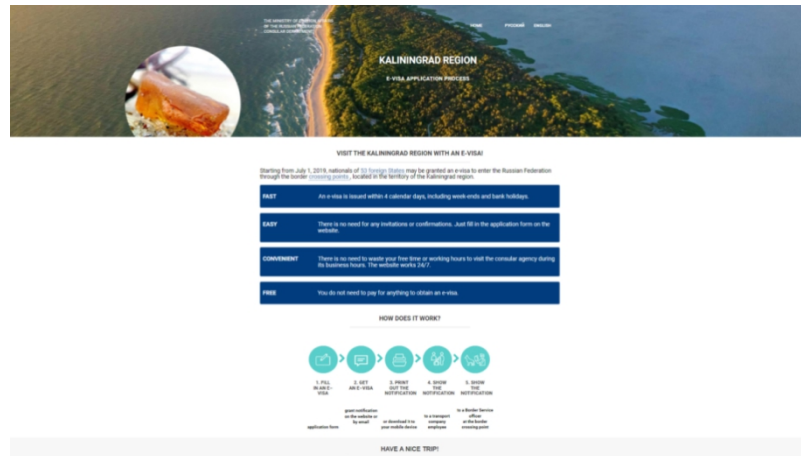
The period of validity of an electronic visa and/or the permitted period of stay may be extended only in cases where it is impossible to leave the territory of the Russian Federation due to the need of emergency treatment or unsurmountable circumstances (force majeure) or natural disasters.

Extension of the e-visa and (or) the permitted period of stay is carried out by the Ministry of Internal Affairs of the Russian Federation or its territorial bodies at the place of migration registration of a foreign citizen at the place of stay, and if there is no migration registration at the place of stay – at the place of actual stay by way of issuing an ordinary (not electronic) visa.

If you have a valid Russian visa in your passport, you do not need to apply for a unified e-visa. You can visit the Russian Federation with a regular visa within its validity period without the restrictions established for the unified e-visa. The validity of a regular visa cannot be extended by obtaining an e-visa.

REQUEST PROCESS FOR E-VISA

1. Go to https://electronic-visa.kdmid.ru/klgd_country_en.html.



- and fill in an application form for an e-visa on this website not earlier than **40 days** and no later than **4 days** before the intended date of entry into the Russian Federation.
2. Your passport must be valid for at least 6 months from the date you applied for an e-visa. Your passport must have free space for border crossing stamps.
 3. Foreign citizens who have arrived to the Russian Federation with e-visas are required to have a medical insurance valid in the Russian Federation's territory for the entire period of stay.
 4. A fee is charged for processing an application for a unified e-visa. Payment can be made on the specialized website of the Ministry of Foreign Affairs of Russia or through the Russian Foreign Ministry mobile application using Internet acquiring technology with bank cards of international payment systems (Visa, MasterCard, etc.) over Internet. Children under the age of six are exempt from the processing fee.
 5. Applications for a unified e-visa will be processed in no more than 4 calendar days from the date of submission of the application. The date and time of the submission of the application shall be the date and time of sending the completed application for processing.
 6. Before you fill in your application form, make sure you have the following:
 - A web browser with JavaScript. Our website currently supports the following browsers: Mozilla Firefox, Google Chrome, Microsoft Edge. We cannot guarantee that the site would function correctly with other browsers.
 - Software for PDF files viewing and printing. Adobe Acrobat Reader is recommended.
 - Your valid national passport.
 - Choose the tips language from the relevant drop-down list. Tips will clarify the meaning of the questions you need to answer. If you have chosen Russian as the tips language all answers to the questions in the application must be entered only in Russian, with the exception of surnames, given names, addresses and names of institutions that are required to be entered in English. If you have chosen English all your answers must be only in English with the use of the Latin alphabet characters. If characters of the national

“Awaiting payment” (means that the payment of the consular fee has not been made or has not yet gone through).

“Accepted for processing” (means that the application is being processed).

“Returned for editing” (means that incorrect information was found during the processing of the application. You need to make corrections and then resubmit the application for processing).

“Processing completed” (decision on the application has been made).

Only applications for which a consular fee has been paid will be accepted for processing. Children under the age of six by the date of the submission of the application are exempt from the consular fee.